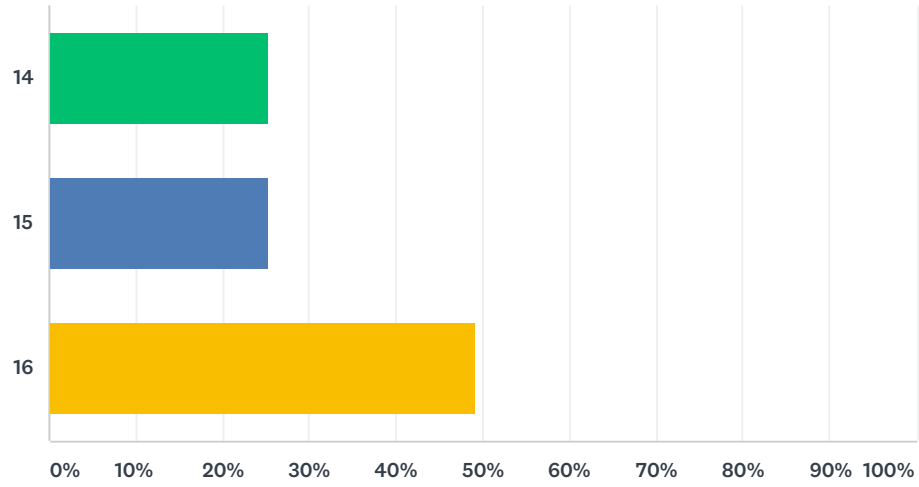


Q1 How old are you?

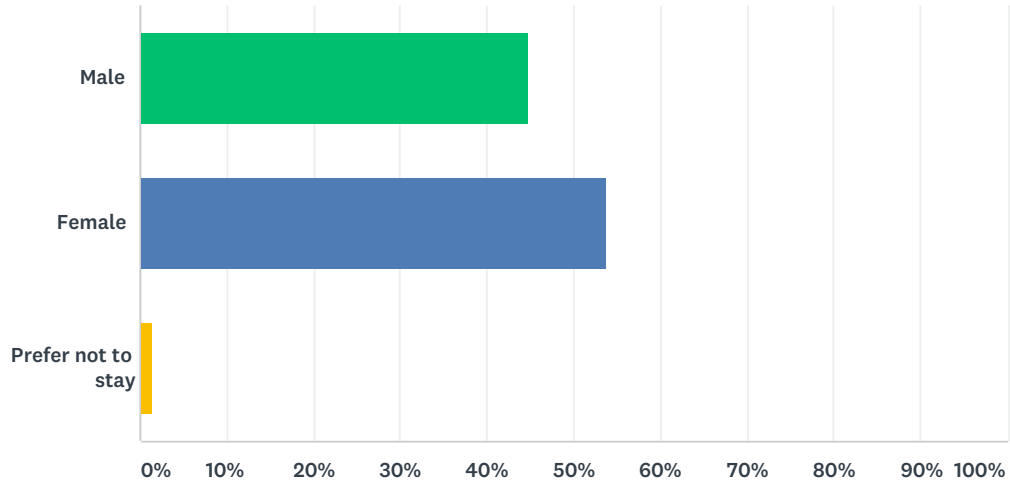
Answered: 67 Skipped: 0



ANSWER CHOICES	RESPONSES
14	25.37% 17
15	25.37% 17
16	49.25% 33
TOTAL	67

Q2 Are you:

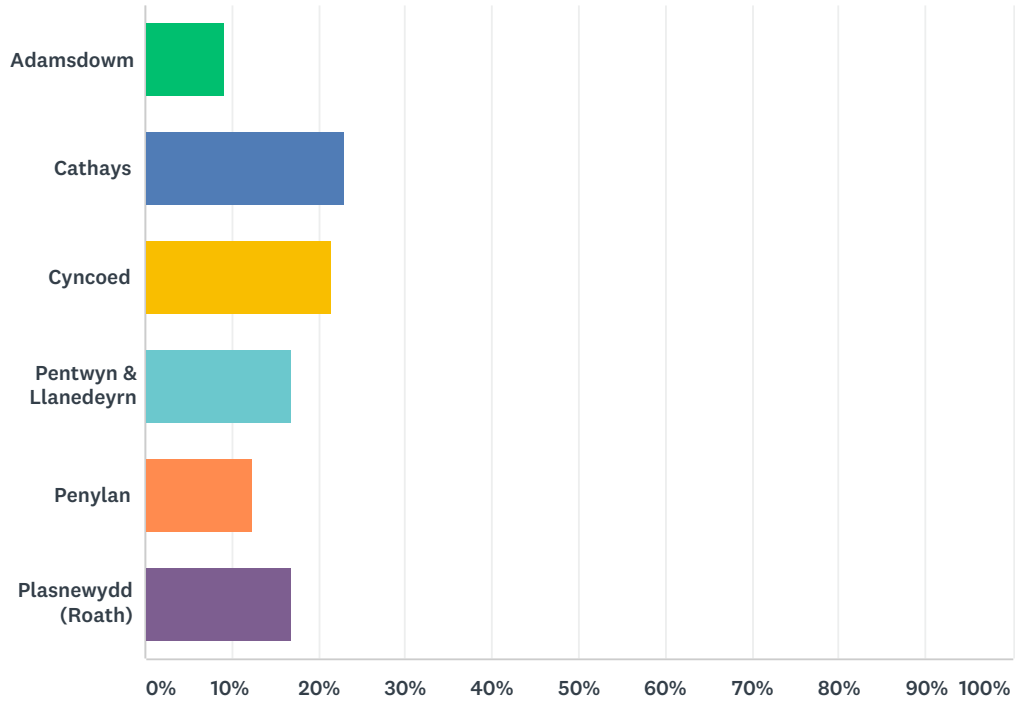
Answered: 67 Skipped: 0



ANSWER CHOICES	RESPONSES	
Male	44.78%	30
Female	53.73%	36
Prefer not to stay	1.49%	1
TOTAL		67

Q3 Which area of Cardiff do you live in?

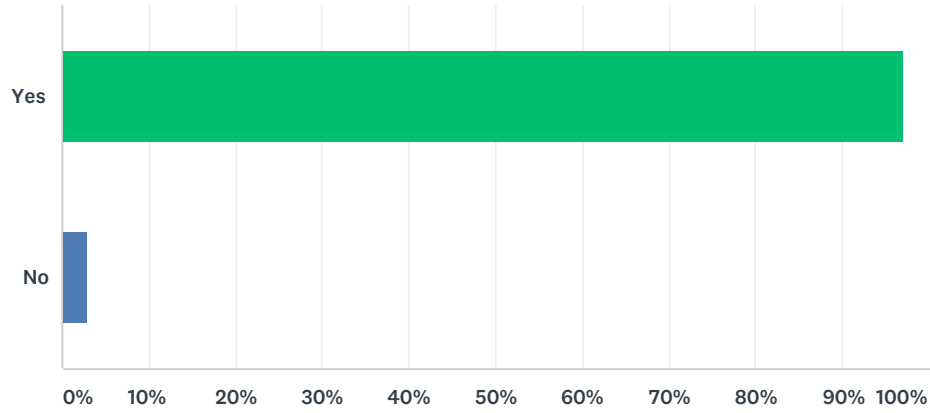
Answered: 65 Skipped: 2



ANSWER CHOICES	RESPONSES	
Adamsdown	9.23%	6
Cathays	23.08%	15
Cyncoed	21.54%	14
Pentwyn & Llanedeyrn	16.92%	11
Penylan	12.31%	8
Plasnewydd (Roath)	16.92%	11
TOTAL		65

Q4 Are you in full time education?

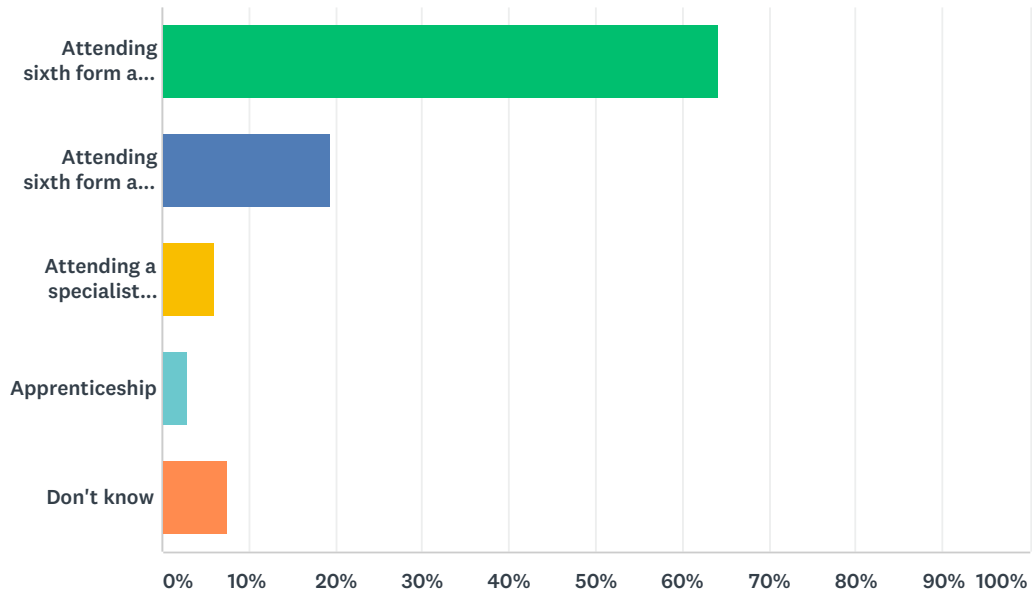
Answered: 67 Skipped: 0



ANSWER CHOICES	RESPONSES	
Yes	97.01%	65
No	2.99%	2
TOTAL		67

Q5 What are you planning on doing after your GCSEs?

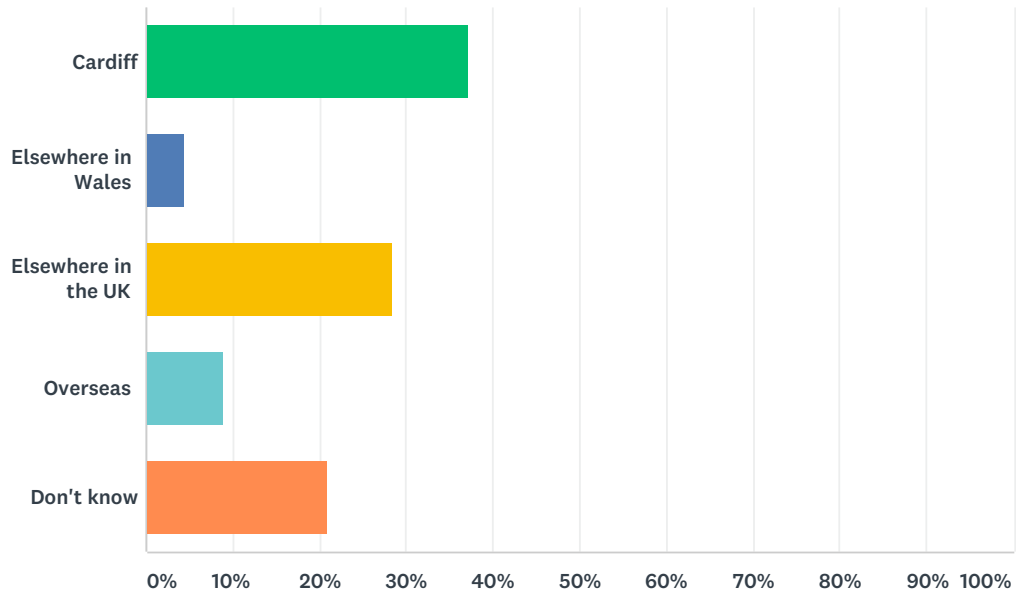
Answered: 67 Skipped: 0



ANSWER CHOICES	RESPONSES	
Attending sixth form at my school	64.18%	43
Attending sixth form at college	19.40%	13
Attending a specialist college	5.97%	4
Apprenticeship	2.99%	2
Don't know	7.46%	5
TOTAL		67

Q6 Where are you planning to study or work?

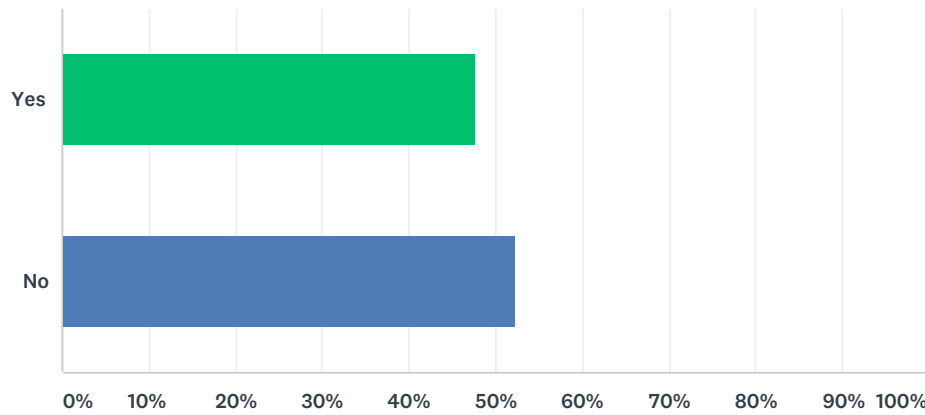
Answered: 67 Skipped: 0



ANSWER CHOICES	RESPONSES	
Cardiff	37.31%	25
Elsewhere in Wales	4.48%	3
Elsewhere in the UK	28.36%	19
Overseas	8.96%	6
Don't know	20.90%	14
TOTAL		67

Q7 Do you feel that you have had enough guidance and help with deciding what your next step will be?

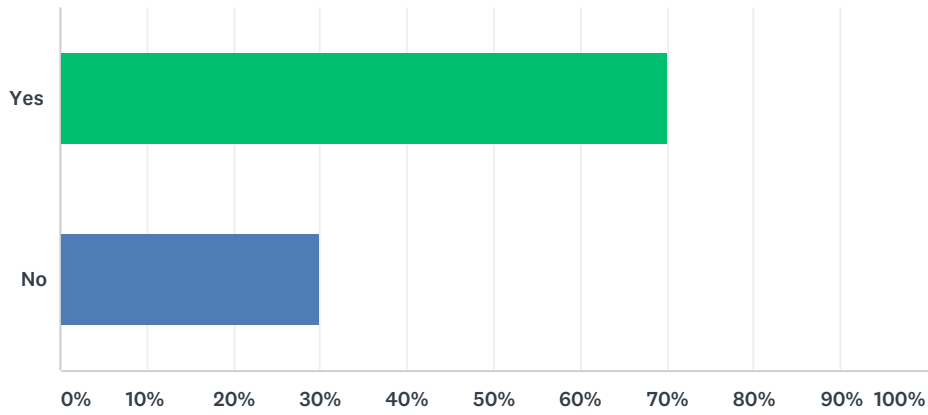
Answered: 67 Skipped: 0



ANSWER CHOICES	RESPONSES	
Yes	47.76%	32
No	52.24%	35
TOTAL		67

Q8 Do you think the voting age should be lowered to 16?

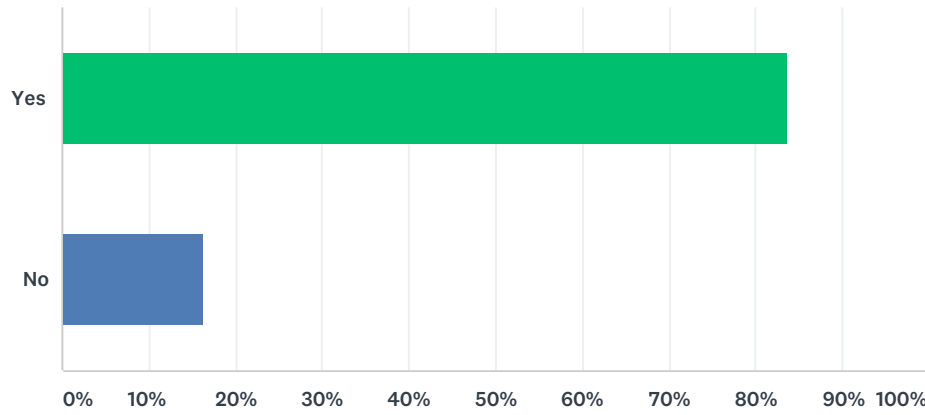
Answered: 67 Skipped: 0



ANSWER CHOICES	RESPONSES	
Yes	70.15%	47
No	29.85%	20
TOTAL		67

Q9 If the voting age was lowered to 16 would you vote at that age?

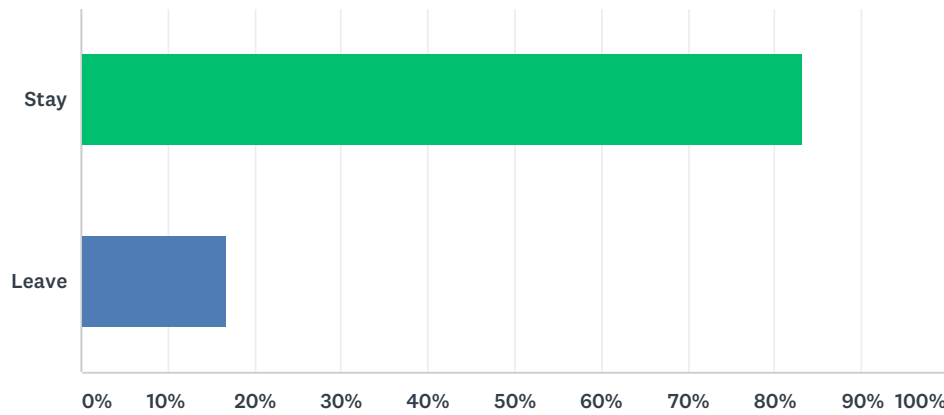
Answered: 67 Skipped: 0



ANSWER CHOICES	RESPONSES	
Yes	83.58%	56
No	16.42%	11
TOTAL		67

Q10 If you had been able to vote in the Brexit referendum, would you have voted to stay in or leave the EU?

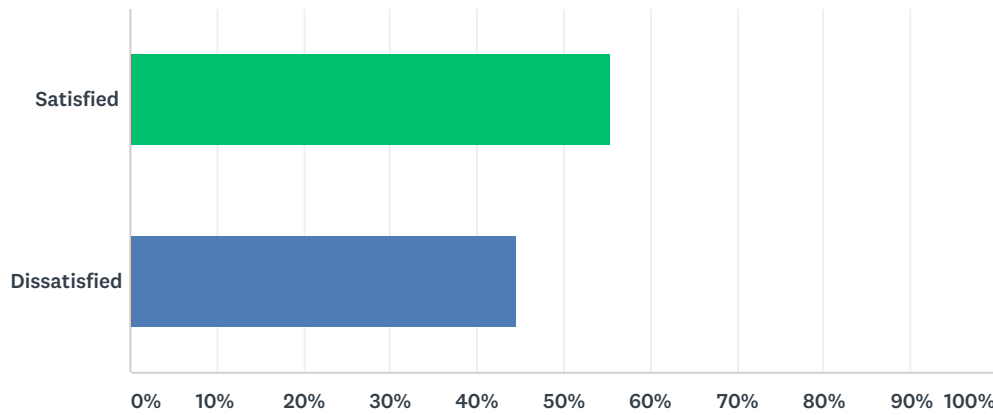
Answered: 66 Skipped: 1



ANSWER CHOICES	RESPONSES	
Stay	83.33%	55
Leave	16.67%	11
TOTAL		66

Q11 Do you rely on any public transport to get to school? (E.g. Train, Bus) If yes, are you satisfied or dissatisfied with the services you receive?

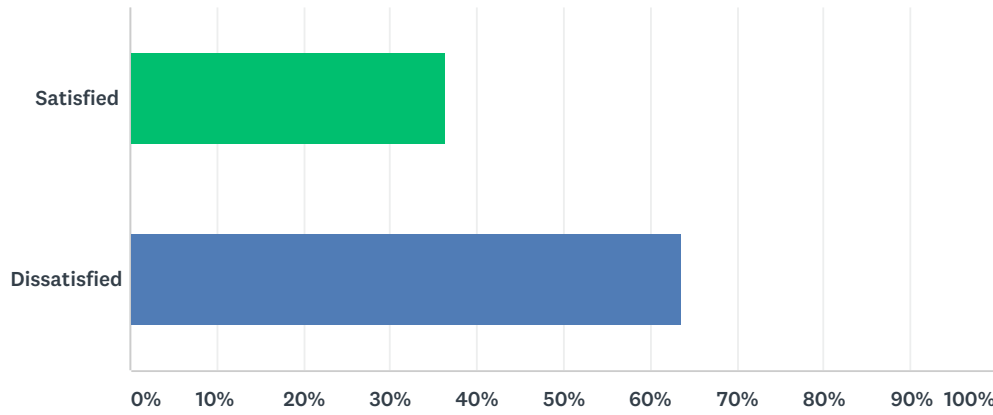
Answered: 56 Skipped: 11



ANSWER CHOICES	RESPONSES	
Satisfied	55.36%	31
Dissatisfied	44.64%	25
TOTAL		56

Q12 How satisfied are you with the cycling lanes in your area?

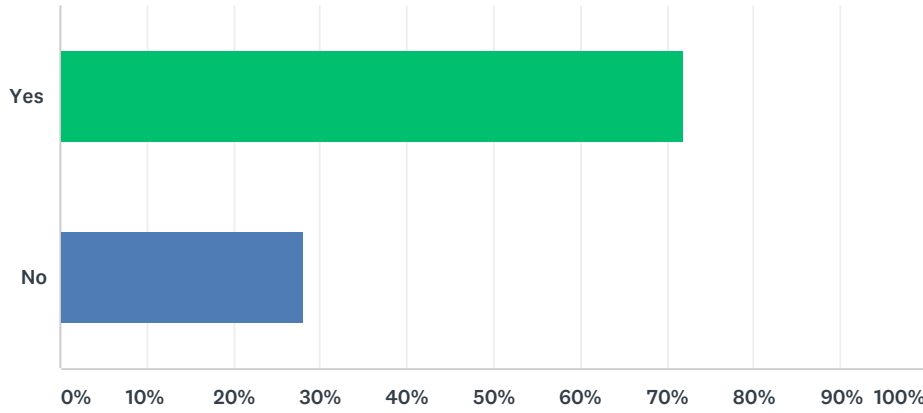
Answered: 66 Skipped: 1



ANSWER CHOICES	RESPONSES	
Satisfied	36.36%	24
Dissatisfied	63.64%	42
TOTAL		66

Q13 Do you feel safe on public transport?

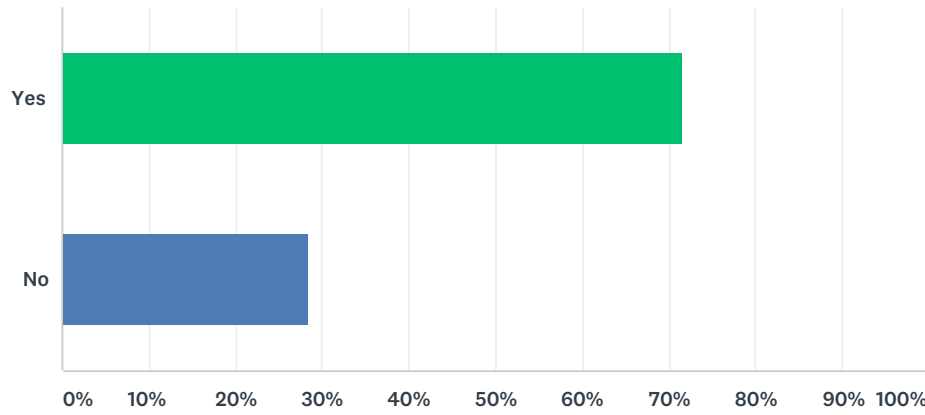
Answered: 64 Skipped: 3



ANSWER CHOICES	RESPONSES	
Yes	71.88%	46
No	28.13%	18
TOTAL		64

Q14 Do you feel safe walking in Cardiff?

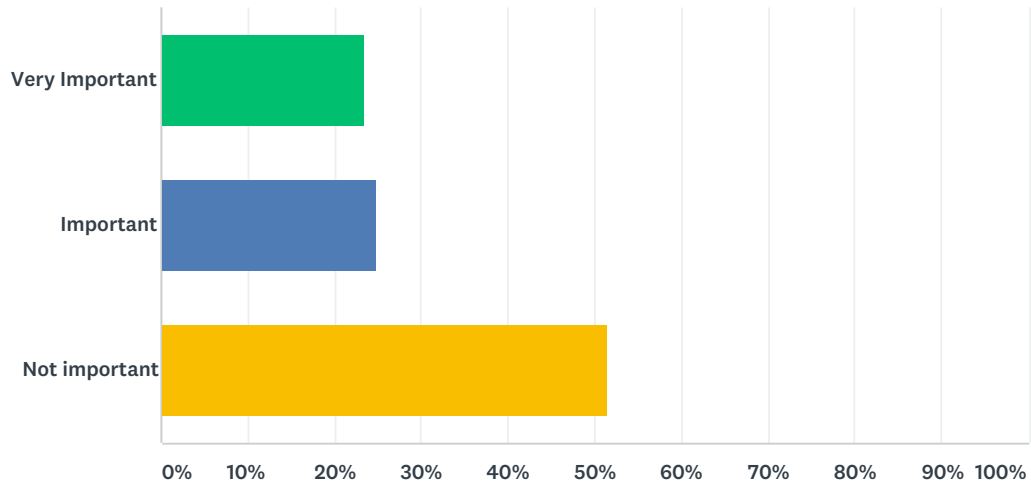
Answered: 67 Skipped: 0



ANSWER CHOICES	RESPONSES	
Yes	71.64%	48
No	28.36%	19
TOTAL		67

Q15 How important is public transport to your education?

Answered: 64 Skipped: 3



ANSWER CHOICES	RESPONSES	
Very Important	23.44%	15
Important	25.00%	16
Not important	51.56%	33
TOTAL		64

Q16 Is there anything that you would like to tell us that is not mentioned on the survey?

Answered: 28 Skipped: 39